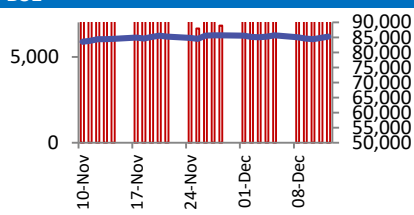
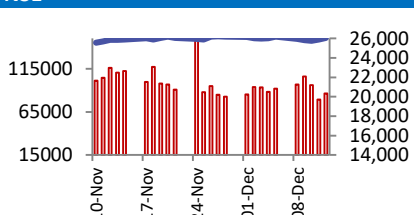


BSE	NSE																												
 <table> <tr><td>Open</td><td>85026</td></tr> <tr><td>High</td><td>85060</td></tr> <tr><td>Low</td><td>84621</td></tr> <tr><td>Close</td><td>84680</td></tr> <tr><td>Change</td><td>-534</td></tr> <tr><td>Volume (Lacs)</td><td>5685</td></tr> <tr><td>Turnover (Rs.inCr)</td><td>7090</td></tr> </table>	Open	85026	High	85060	Low	84621	Close	84680	Change	-534	Volume (Lacs)	5685	Turnover (Rs.inCr)	7090	 <table> <tr><td>Open</td><td>25952</td></tr> <tr><td>High</td><td>25981</td></tr> <tr><td>Low</td><td>25834</td></tr> <tr><td>Close</td><td>25860</td></tr> <tr><td>Change</td><td>-167</td></tr> <tr><td>Volume(Lacs)</td><td>39375</td></tr> <tr><td>Turnover(Rs.in Cr)</td><td>83985</td></tr> </table>	Open	25952	High	25981	Low	25834	Close	25860	Change	-167	Volume(Lacs)	39375	Turnover(Rs.in Cr)	83985
Open	85026																												
High	85060																												
Low	84621																												
Close	84680																												
Change	-534																												
Volume (Lacs)	5685																												
Turnover (Rs.inCr)	7090																												
Open	25952																												
High	25981																												
Low	25834																												
Close	25860																												
Change	-167																												
Volume(Lacs)	39375																												
Turnover(Rs.in Cr)	83985																												

World Markets	Current	Previous	Pt. Chg	Var(%)
Dow	48114	48417	(302)	-0.62%
Dow Futures	48457	48479	(22)	-0.05%
Nasdaq	23111	23057	54	0.23%
FTSE	9685	9751	(67)	-0.68%
Nikkei	49554	49383	170	0.35%
Hang Seng	25257	25235	22	0.09%
Gift Nifty	25917	25916	2	0.01%
Straits Singapore	4567	4580	(12)	-0.27%
South Korea	4028	3999	29	0.73%
Taiwan	27700	27537	163	0.59%
Shanghai	3828	3825	3	0.08%

Commodity Prices	Current	Previous	Pt. Chg	Var(%)
Copper (\$/MT)	11592	11656	(64)	-0.5%
Alumin (\$/MT)	2877	2866	11	0.4%
Zinc (\$/MT)	3042	3094	(52)	-1.7%
Brent Crude (\$/bbl)	60	59	1	1.2%
Gold (\$/Ounce)	4312	4302	10	0.2%
Silver (\$/Ounce)	65	64	2	2.7%
Light Crude (\$/bbl)	56	55	1	1.3%
N G (\$/mmbtu)	4	4	0	1.8%
Sugar (\$/MT)	423	426	(3)	-0.8%
Rubber (Rs./kg)	183	183	0	0.0%
Baltic Dry Index	2204	2193	11	0.5%

Currency Exchange Rate	Current	Previous	Var(%)
Rs./ \$ rate	91.03	90.73	0.33%
Rs./ Euro	107.01	106.55	0.43%
Rs./Chinese Yuan	12.92	12.93	-0.04%
Yen / \$ rate	154.98	154.72	0.17%
\$ US/Euro	1.17	1.17	-0.06%

Dollar Index	Current	Previous	Var(%)
Dollar Index	98.30	98.15	0.15%

Support/ Resistance Levels for Today		
	Nifty	Bank Nifty Fut
Support 1	25850	59140
Support 2	25780	59000
Resistance	26000	59500

Securities in Ban For Trade
BANDHANBNK

Market Review

US: US stocks finished mixed on Tuesday as investors assessed fresh labor market data and continued sector rotations, leading to another cautious session on Wall Street.

Asia: Asian stocks opened slightly lower after weak US jobs data failed to lift expectations of further interest-rate cuts by the Federal Reserve.

India: India's benchmark indices extended losses for a third session on Tuesday, weighed down by a sharp depreciation in the Indian rupee and persistent outflows from foreign investors. **Market is expected to open on a flattish note and likely to witness range bound move during the day.**

Global economy: The nation's busiest seaport handled 11.5% less import volume in November than in the year-ago month after shippers built early inventories to avoid President Trump's tariffs on goods such as toys, auto parts and metal furniture, Gene Seroke, executive director of the Port of Los Angeles, said on Tuesday.

President Trump is scheduled to interview Federal Reserve governor Christopher Waller on Wednesday as a potential candidate for Federal Reserve chair, according to The Wall Street Journal. The interview process remains fluid, with officials noting that meetings could be postponed or canceled as Trump continues to evaluate candidates. Last week, Trump met with former Fed governor Kevin Warsh, whom he described as being at the top of his list for the position alongside Kevin Hassett, the current director of the National Economic Council.

Further interest rate cuts could put U.S. monetary policy on an accommodative footing that stimulates economic growth and risks a new jump in inflation, Atlanta Federal Reserve President Raphael Bostic said Tuesday.

Commodities:

Oil prices climbed sharply on Wednesday after U.S. President Donald Trump ordered a total and complete blockade of all sanctioned oil tankers entering and leaving Venezuela, raising fresh geopolitical tensions at a time of concerns over demand.

Gold climbed on Wednesday after a U.S. jobs report showed the unemployment rate rose in November, buoying bets of further U.S. interest rate cuts next year while pressuring the dollar and yields.

Currency:

The U.S. dollar weakened against major currencies following stronger-than-expected job growth data. The Federal Reserve may exercise caution in adjusting interest rates.

FII Derivative Transactions (Rs. Cr)

Contracts	Purchase		Sell		Net	Open Interest (OI)		OI (Previous day)		Change	
	Contract	Value	Contract	Value	Value	Contract	Value	Contract	Value	Contract	Value
Index Future	8571	1671	17491	3438	(1767)	191551	37087	187877	36638	3674	449
Index Option	12861432	2508922	12807783	2498132	10790	1748767	339258	2492574	486648	(743807)	(147390)
Stock Future	281981	19092	328207	22333	(3241)	5901225	395893	5925239	400368	(24014)	(4475)
Stock Option	399963	28860	410274	29377	(517)	532217	36024	502150	34248	30067	1776
Total	13551947	2558545	13563755	2553280	5265	8373760	808262	9107840	957902	(734080)	(149640)

FII All Activity-BBG (Rs Cr)	Buy	Sell	Net
9-Dec-25	17406	19534	(2128)
10-Dec-25	12031	14083	(2053)
11-Dec-25	7984	9835	(1851)
12-Dec-25	12346	12211	135
15-Dec-25	10614	10035	579
Month to date- Dec	138716	152469	(13753)
FII (Prov.) (Rs Cr)	Buy	Sell	Net
10-Dec-25	11700	13352	(1651)
11-Dec-25	7534	9555	(2021)
12-Dec-25	10980	12094	(1114)
15-Dec-25	8610	10078	(1468)
16-Dec-25	10465	12846	(2382)
Month to date-Dec	133699	157154	(23456)
DII (Prov.) (Rs. Cr)	Buy	Sell	Net
10-Dec-25	16869	13117	3752
11-Dec-25	13196	9400	3796
12-Dec-25	15617	11748	3869
15-Dec-25	11749	9957	1792
16-Dec-25	12489	11412	1077
Month to date-Dec	182197	139357	42840
FII Debt - BBG (Rs. Cr)	Buy	Sell	Net
9-Dec-25	1845	5121	(3276)
10-Dec-25	3347	2801	545
11-Dec-25	3391	4673	(1281)
12-Dec-25	1597	1781	(183)
15-Dec-25	899	2108	(1209)
Month to date- Dec	20810	30268	(9458)

Market Breadth	BSE		NSE	
	No.	%	No.	%
Advance	1654	38%	1131	33%
Decline	2523	58%	2175	64%
Unchanged	170	4%	86	3%

Market Turnover	16-Dec	15-Dec	Var (%)
BSE Cash	7090	7663	-7%
NSE Cash	83985	79973	5%
NSE Futures	93439	81945	14%
NSE Options	52557236	26802379	96%
Total (Rs.Cr)	52741750	26971959	96%

Volatility Index	16-Dec	15-Dec
Volatility Index	10.06	10.25

Index PE - TTM	16-Dec	Yr. High	Yr. Low
Sensex	23.1	24.1	20.3
Nifty	22.5	23.0	19.6

Corporate News

Ola Electric founder-promoter Bhavesh Agarwal undertook a one-time monetisation of a small portion of his personal stake to fully repay a Rs 260-cr promoter-level loan, leading to the release of all previously pledged 3.93% shares. Post the transaction, the promoter will continue to hold up to 34% stake, with no dilution of control or long-term conviction. The action is taken to eliminate all promoter pledges, which can introduce avoidable risk and volatility. (NDTV)

NBCC received an order worth Rs 345 cr. The order is worth Rs 333 cr from IIT mandi for construction of academic blocks and another order worth Rs 12 cr from Kandia SEZ for annual maintenance work. (NDTV)

Ahluwalia Contracts Received Rs 888 cr order from Bihar state tourism development Corp for EPC works. Received order for the construction of Ram Janmabhoomi tirtha Kshetra at Sitamarhi District. (NDTV)

Economy

The Lok Sabha passed the Sabka Bima Sabki Raksha Bill, 2025 enhancing the FDI limit to 100% which will enable global insurance companies to inject substantial capital directly without waiting to seek a domestic partner, finance minister Nirmala Sitharaman said. (ET)

India is launching a major initiative to boost its manufacturing of rare earth permanent magnets. The government has approved a Rs 7,280 cr scheme to build domestic production facilities. This move aims to reduce reliance on China for crucial components. These magnets are vital for electric vehicles, electronics, and green energy sectors. (ET)

International

OpenAI is reportedly in talks with Amazon to raise at least \$10 bn and potentially use Amazon's AI chips as part of the deal. The discussions are said to focus on a major investment from Amazon into OpenAI. The talks underscore OpenAI's efforts to secure significant funding and diversify its access to advanced computing hardware to support the growing demands of its AI workloads. (Inv)

Spirit Aviation Holdings Inc. is in discussions to merge with Frontier Group Holdings. The potential transaction could be announced as early as December, said the sources, who requested anonymity. They cautioned that the talks are still ongoing and might conclude without an agreement. A merger would represent a major development for Spirit, which entered its second bankruptcy in less than a year when it filed in August 2025. (Inv)

Top 5 Nifty Gainers	16-Dec	15-Dec	Var(%)
TITAN	3930	3866	1.6%
BHARTIARTL	2102	2070	1.6%
TATACONSUM	1170	1157	1.1%
BAJAJ-AUTO	9008	8940	0.8%
ASIANPAINT	2791	2780	0.4%
Top 5 Nifty Losers	16-Dec	15-Dec	Var(%)
AXISBANK	1220	1285	-5.1%
ETERNAL	284	298	-4.7%
JSWSTEEL	1083	1115	-2.9%
HCLTECH	1652	1684	-1.9%
TATASTEEL	170	173	-1.8%

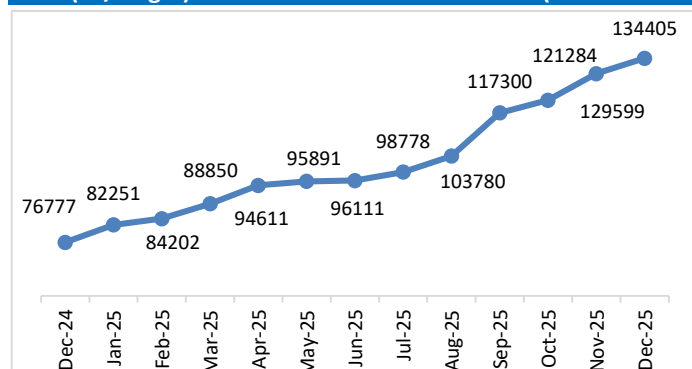
BSE Index Watch	Last	1 day	1 wk	1 mth	1 yr
SENSEX	84680	-0.6%	0.0%	-0.3%	5.0%
MIDCAP	46192	-0.8%	0.2%	-2.8%	-3.4%
SMLCAP	50744	-0.7%	0.3%	-5.0%	-10.9%
AUTO	61240	-0.1%	0.4%	0.0%	15.5%
BANKEX	66025	-1.0%	-0.5%	-0.2%	9.7%
Capital Goods	66618	-0.5%	0.1%	-6.4%	-8.2%
FMCG	20127	0.0%	0.7%	-1.8%	-2.8%
Health Care	43734	-0.5%	0.1%	-2.6%	-0.5%
IT	36783	-0.9%	-0.2%	3.6%	-18.6%
METAL	34667	-0.8%	3.6%	-0.3%	12.3%
Oil & Gas	27854	-0.7%	0.7%	-4.0%	5.3%
Power	6469	-0.7%	0.7%	-4.6%	-13.8%
Realty	6790	-1.4%	0.5%	-7.6%	-22.1%

Margin Trading Disclosure (Rs. In Cr)	Last	1 day	1 wk	1 mth	3 mth
Op. Scripwise Outstanding	110985	-1%	-1%	0%	17%
Fresh Exposure	2595	2%	-21%	-31%	-63%
Exposure liquidated	2401	-26%	-30%	-34%	-62%
Closing Net scripwise outstanding	111179	0%	-1%	0%	16%

NSE USD Futures	16-Dec	15-Dec	Var (%)
Dec Expiry (Rs./\$)	89.08	89.08	0.0%
Jan Expiry (Rs./\$)	89.13	89.13	0.0%
Total Turnover (Rs. Crore)	2111	3993	-47%

Sectors	TTM PE
Auto	32.18
Auto Ancillary	42.35
Banking	14.99
Engineering	37.79
Cement	63.15
Diamonds & Jewellery	47.13
Housing Finance	23.61
Infrastructure & Const	28.1
Metals-Aluminium	27.38
Metal – Steel	17.77
Oil Expl.	9.05
Pharma	10.86
Power – Gen. Supp.	39.81
Information Tech.	29.3
Sugar	17.55
Telecom Serv. Prov.	38.71
Tyres	34.03

Gold (Rs/10 gm) (Source:NBRR)



10 year G-Sec Yield	Current	Previous	Change
US	4.16%	4.15%	2 bps
Japan	1.97%	1.96%	1 bps
India	6.58%	6.59%	(2) bps
UK	4.52%	4.50%	2 bps
Libor 3 Mths	4.85%	4.85%	(0) bps

Indian Eco Data	Current	Previous	Var(%)
Forex Reserve (US\$ in bn)	602	687	-12.4%
Inflation - WPI	-0.32%	-1.21%	89 bps
Inflation - CPI	0.71%	0.25%	46 bps

India GDP	Q3FY25	Q2FY25	Var (%)
Growth	8.23%	7.81%	42 bps

Monetary Policy	Current	Previous	Change
Repo Rate	5.25%	5.50%	(25) bps
Reverse Repo Rate	3.35%	3.35%	0 bps
CRR	3.00%	3.75%	(75) bps
O/S Banking System Liquidity (Rs bn)	1338	1971	(633.4)

IIP Growth %	Oct-25	Oct-24	Apr-Oct
IIP	0.4	3.7	3.4
Capital Goods	2.4	2.9	4.8
Mining	1.8	4.4	4.3
Manufacturing	-6.9	2.0	1.0
Electricity	-1.8	0.9	-0.7

ADR Price Movement

Company	Price (US\$)	Volume	Previous Day Price	Volume	Variance (%)	No. of Share Per ADR	ADR Price (Rs.)	BSE Price	Variance (%)
Infosys Tech	17.77	14058789	17.78	8091178	-0.06%	1	1617.63	1592.90	1.6%
Wipro	2.80	4884464	2.82	4162148	-0.71%	1	254.89	259.22	-1.7%
Dr.Reddy's	13.91	1511094	14.09	1987587	-1.28%	1	1266.25	1276.90	-0.8%
ICICI Bank	29.70	5742927	30.23	4434568	-1.75%	2	1351.81	1366.00	-1.0%
HDFC Bank	35.30	3599346	35.99	3475734	-1.92%	3	1071.13	994.30	7.7%

GDR's (US\$)

	Prices	Prev. Close	Change	Var %
L&T	44.75	45.35	(0.6)	-1.3%
RIL	67.70	68.90	(1.2)	-1.7%
SBI	106.00	107.40	(1.4)	-1.3%

US Economy Data	Current	Previous
Inflation (%) (YoY)	3.00%	2.90%
Unemployment (%)	4.60%	4.40%

Interest Rate (%)	Current	Previous
Fed Rate	3.75%	4.00%

US GDP	Q2CY25	Q1CY25
Growth (QoQ Annualized)	3.80%	-0.60%

China Economy Data	Current	Previous
GDP	4.80%	5.20%
Inflation – CPI (%)	0.70%	0.20%

Economic Calendar	Date
Indian GDP Data	27 Feb
Indian Inflation Data CPI	12 Jan
Indian Inflation Data WPI	14 Jan
Indian Monetary Policy	27 Feb
India's Industrial Production (IIP)	28 Dec
US Inflation Data	18 Dec
US GDP	23 Dec
US Unemployment Data	To be Announced
US Fed Rate	29 Jan
China GDP	To be Announced
China Inflation Data	To be Announced

Event Update

Name	Date	Purpose
Galaxy Medicare Ltd.	17-Dec-2025	Dividend
ARSS Infrastructure Projects Ltd.	19-Dec-2025	Resolution Plan-Reduction of Capital
Can Fin Homes Ltd.	19-Dec-2025	Interim Dividend
JMJ Fintech Ltd. - (Partly Paid-up Equity Shares (Rights Issue))	19-Dec-2025	First and Final Call of Rs.7.35 (Face Value Rs.7/- +Re.03.5 Premium)
Space Incubiatrics Technologies Ltd.	19-Dec-2025	Stock Split from Rs.10/- to Re.1/-
Knowledge Marine & Engineering Works Ltd.	22-Dec-2025	Stock Split from Rs.10/- to Rs.5/-
Nectar Lifesciences Ltd.	24-Dec-2025	Buy Back of Shares

Bulk Deal As On 16/12/25

BSE					
Security Code	Security Name	Client Name	Deal	Quantity	Price
544169	AMKAY	BHAVNA BHARAT THACKER	B	108000	73.34
524606	BERLDRG	PRADEEP KUMAR JAIN	B	100000	22.5
524606	BERLDRG	SAMIR NARENDRA GUPTA	S	99921	22.5
542627	CHANDNIMACH	L7 HITECH PRIVATE LIMITED	B	37000	71.95
539335	CHPLIND	MANJULABEN DINESHBHAI BHADRA	S	19258	105.94
531909	CROISSANCE	CAPIFY FINSERVE PRIVATE LIMITED	B	500000	3.73
531909	CROISSANCE	ORANGE MIST PRODUCTIONS PRIVATE LIMITED	S	356184	3.78
531909	CROISSANCE	VINOD KUMAR KANDOI HUF	B	500000	3.56
544626	EXATO	ALGOQUANT FINTECH LIMITED	S	116000	392.85
544626	EXATO	AMOLCHANDRASHEKHARDEWASE	B	51000	392.85
544626	EXATO	R G FAMILY TRUST	S	78000	392.85
544626	EXATO	VENKATA NAGARAJU PADALA	B	110000	392.85
539032	FRASER	PANNEERSELVAMNIVASHINI	S	76763	10.86
543520	GLHRL	SUCHETA DHRUVKUMAR JANI	S	83000	21.61
544630	HELLOJI	ASHISH JAIN HUF	B	24000	129
505212	JAINEX	ANKITA VISHAL SHAH	S	13631	124.04
505212	JAINEX	ANKITA VISHAL SHAH	B	8631	125.1
544611	MAHALIFE	ALMONDZ GLOBAL SECURITIES LIMITED.	S	151200	143.64
544611	MAHALIFE	KEDIA SECURITIES PRIVATE LTD	B	891600	140
537800	MANGIND	SUNFLOWER BROKING PRIVATE LIMITED	S	10000000	0.82
537800	MANGIND	USHA BAID	B	7500000	0.87
531453	MOHITIND	IRAGE BROKING SERVICES LLP	S	1298	28.78
531453	MOHITIND	IRAGE BROKING SERVICES LLP	B	82685	29.54
531453	MOHITIND	RIMPY MITTAL	S	110902	29.53
531453	MOHITIND	RIMPY MITTAL	B	902	29.15
532529	NDTV	IRAGE BROKING SERVICES LLP	S	862044	93.82
532529	NDTV	IRAGE BROKING SERVICES LLP	B	668094	93.18
504378	NYSSACORP	FAIRPLAN DISTRIBUTORS PRIVATE LIMITED	S	215034	2.74
531512	ORIENTTR	GAURI NANDAN TRADERS	S	134125	18.96
531512	ORIENTTR	GAURI NANDAN TRADERS	B	33517	19.37
531512	ORIENTTR	JYOTI MUKESH NALAWADE	B	150930	18.95
531257	PRATIKSH	EKLINGJI BROKING LLP	S	35000	20.31
540703	PROCLB	AMRIT NIRMAL CHAMARIA	S	65564	32
540703	PROCLB	MADHUSUDAN RAO POLINENI	B	30000	32
540259	SHANGAR	KULDEEP KAUSHIK	S	3500000	0.29
540693	SHISHIND	GREENX WEALTH MULTIHORIZONS OPPORTUNITY FUND	B	7509068	11.8
540693	SHISHIND	LAKHANI JIGNESH JASMATBHAI(HUF)	S	4086416	9.3
540693	SHISHIND	NK SECURITIES RESEARCH PVT. LTD.	S	2312769	9.4
540693	SHISHIND	NK SECURITIES RESEARCH PVT. LTD.	B	2304577	9.38
540693	SHISHIND	RAMESH VIRJIBHAI KAKADIYA	S	9537025	8.67
540693	SHISHIND	SATISHKUMAR DAYABHAI MANIYA	S	9537025	8.91
540693	SHISHIND	VIRAL ALPESHKUMAR SHAH	S	9738462	11.71
532070	SUMUKA	UNICORN FUND	B	43000	208.44
543745	SVS	ALTIZEN VENTURES LLP	B	120000	14.79
511447	SYLPH	KRISHNA TRADE FINANCE	B	4925000	1.02
511447	SYLPH	MANJULA HIRJI GADA	S	12700000	1.03
511447	SYLPH	PATEL PRATIK	B	12500000	1.04
511447	SYLPH	SHINGALA DIPTIBEN MANOJBHAI	S	12500000	1.04
511447	SYLPH	SNEH HIRJI GADA	S	4450000	1.03
511447	SYLPH	SRESTHA FINVEST LIMITED	B	4920000	1.04
542765	TRANSPACT	NIKHIL SANCHETI	B	2000	132.8
542765	TRANSPACT	VIVEK GOUR BROOME	S	4500	133.23
539798	UMIYA	DHANVIN WEALTH MAX PRIVATE LIMITED	S	121589	28.25
539798	UMIYA	VIPUL NARAYANBHAI PATEL	B	150000	28.25

538970	WARDINMOBI	GANGABASE BARTER PRIVATE LIMITED	S	2141465	9.12
524661	WELCURE	MANISH GOEL	S	9805313	0.46
511018	ZMILGFN	DEV MOHAN KHURANA	B	139000	66
511018	ZMILGFN	MEHUL HASMUKH SHAH	S	200000	66.01
511018	ZMILGFN	PUNEET AGGARWAL	S	180000	66.09

NSE					
Security Code	Security Name	Client Name	Deal	Quantity	Price
AAREYDRUGS	Aarey Drugs & Pharm Ltd	BLACK HAWK PROPERTIES PRIVATE LIMITED	BUY	152500	67.74
AAREYDRUGS	Aarey Drugs & Pharm Ltd	SURAJ TRADELINKS PRIVATE LIMITED	SELL	300000	65.5
AGRITECH	Agri-Tech (India) Limited	RAJAN KANTILAL SHAH	BUY	50000	168.78
AGRITECH	Agri-Tech (India) Limited	SANKET RAJAN SHAH	BUY	30000	158.27
AURIGROW	Auri Grow India Limited	ALKABEN PRADIPKUMAR SHAH	SELL	28833333	0.84
FRESHARA	Freshara Agro Exports Ltd	MOHIT KUMAR MATHUR	SELL	146400	153.72
GALLANTT	Gallantt Ispat Limited	GALLANTT INDUSTRY PRIVATE LIMITED	BUY	1207000	590
GALLANTT	Gallantt Ispat Limited	GALLANTT INDUSTRY PRIVATE LIMITED	BUY	1207000	590
GALLANTT	Gallantt Ispat Limited	KRONE FINSTOCK PRIVATE LIMITED	SELL	1207000	590
GALLANTT	Gallantt Ispat Limited	KRONE FINSTOCK PRIVATE LIMITED	SELL	1207000	590
HALEOSLABS	HALEOS LABS LIMITED	BHARADHWAJAN JAGANATHAN VELAMUR	SELL	15258	1312.05
HCC-RE1	Hindustan Construction Co	JAIDEEP SAMPAT	BUY	4313581	3.94
PGIL	House of Pearl Fashions L	DEEPAK KUMAR SETH	SELL	625000	1600.04
PGIL	House of Pearl Fashions L	SBI MUTUAL FUND	BUY	660558	1599.99
KTKBANK	Karnataka Bank Limited	B SUMANTHKUMAR REDDY	BUY	1909883	200.52
KTKBANK	Karnataka Bank Limited	GARDENS R R	SELL	1909883	200.48
LLOYDSME	Lloyds Metals N Energy L	BORGOS MULTITRADE LLP	SELL	3000000	1302.25
MILTON	Milton Industries Limited	SHIRISH AJITBHAI RUPAREL	BUY	88000	30.48
OLAELEC	Ola Electric Mobility Ltd	BHAVISH AGGARWAL	SELL	26256748	34.99
PATELEG-RE	Patel Engineering Ltd	KALA AGRO FARM PRIVATE LIMITED	BUY	2200343	1.04
PATELEG-RE	Patel Engineering Ltd	KEDIA SECURITIES PRIVATE LTD	BUY	9917582	0.81
PATELEG-RE	Patel Engineering Ltd	RAAHITYA CONSTRUCTIONS PRIVATE LIMITED	SELL	10000000	0.81
SBFC	SBFC Finance Limited	238 PLAN ASSOCIATES LLC	SELL	341770	105.14
SBFC	SBFC Finance Limited	ARANDA INVESTMENTS PTE. LTD.	BUY	7133297	105.14
SBFC	SBFC Finance Limited	ARANDA INVESTMENTS PTE. LTD.	BUY	7133297	105.14
SBFC	SBFC Finance Limited	MASSACHUSETTS INSTITUTE OF TECHNOLOGY - FDI	SELL	13636363	105.14
SBFC	SBFC Finance Limited	MASSACHUSETTS INSTITUTE OF TECHNOLOGY - FDI	SELL	13636363	105.14
SBFC	SBFC Finance Limited	MASSACHUSETTS INSTITUTE OF TECHNOLOGY BASIC RETIREMENT FUND	SELL	1386387	105.14
SBFC	SBFC Finance Limited	TATA AIA LIFE INSURANCE COMPANY LIMITED	BUY	8231223	105.14
SBFC	SBFC Finance Limited	TATA AIA LIFE INSURANCE COMPANY LIMITED	BUY	8231223	105.14
VCL	Vaxtex Coffab Limited	ARJUN LEASING AND FIN PVT LTD	BUY	1050000	2.1
VCL	Vaxtex Coffab Limited	DIVYA KANDA	BUY	1050000	1.99
ZTECH	Z-Tech (India) Limited	ALTITUDE INVESTMENT FUND PCC - CELL 1	BUY	199800	592

Disclosure:

Research Reports that are published by Nirmal Bang Securities Private Limited (hereinafter referred to as "NBSPL") are for private circulation only. NBSPL is a registered Research Analyst under SEBI (Research Analyst) Regulations, 2014 having Registration no. INH000001766. NBSPL is also a registered Stock Broker with National Stock Exchange of India Limited, BSE Limited, Metropolitan Stock Exchange of India Limited, Multi Commodity Exchange of India Limited and , National Commodity and Derivative Exchange Limited in Capital Market , Equity and Commodities derivatives segments and Currency Derivatives Segment .

NBSPL has other business divisions with independent research teams separated by Chinese walls, and therefore may, at times, have different or contrary views on stocks and markets.

NBSPL or its associates have not been debarred / suspended by SEBI or any other regulatory authority for accessing / dealing in securities Market since last 20 years. NBSPL, its associates or analyst or his relatives do not hold any financial interest (Except Investment) in the subject company. NBSPL or its associates or Analyst do not have any conflict or material conflict of interest at the time of publication of the research report with the subject company. NBSPL or its associates or Analyst or his relatives may or may not hold beneficial ownership of 1% or more in the subject company at the end of the month immediately preceding the date of publication of this research report.

NBSPL or its associates / analyst has not received any compensation / managed or co-managed public offering of securities of the company covered by Analyst during the past twelve months. NBSPL or its associates have not received any compensation or other benefits from the company covered by Analyst or third party in connection with the research report. Analyst has not served as an officer, director or employee of Subject Company. NBSPL / analyst has not been engaged in market making activity of the subject company.

Analyst Certification: The research analysts and authors of these reports, hereby certify that the views expressed in this research report accurately reflects my/our personal views about the subject securities, issuers, products, sectors or industries. It is also certified that no part of the compensation of the analyst(s) was, is, or will be directly or indirectly related to the inclusion of specific recommendations or views in this research. The analyst(s) principally responsible for the preparation of this research report and has taken reasonable care to achieve and maintain independence and objectivity in making any recommendations.

Disclaimer:

The Research Report is for the personal information of the authorized recipient and does not construe to be any investment, legal or taxation advice. NBSPL is not soliciting any action based upon it. Nothing in the research report shall be construed as a solicitation to buy or sell any security or product, or to engage in or refrain from engaging in any such transaction. In preparing the research report, we did not take into account the investment objectives, financial situation and particular needs of the reader.

The research report has been prepared for the general use of the clients of NBSPL and must not be copied, either in whole or in part, or distributed or redistributed to any other person in any form. If you are not the intended recipient you must not use or disclose the information in the research report in any way. Though disseminated to all the customers simultaneously, not all customers may receive the research report at the same time. NBSPL will not treat recipients as customers by virtue of their receiving the research report. The research report is not directed or intended for distribution to or use by any person or entity resident in a state, country or any jurisdiction, where such distribution, publication, availability or use would be contrary to law, regulation or which would subject NBSPL & its group companies to registration or licensing requirements within such jurisdictions.

The report is based on the information obtained from sources believed to be reliable, but we do not make any representation or warranty that it is accurate, complete or up-to-date and it should not be relied upon as such. We accept no obligation to correct or update the information or opinions in it. NBSPL or any of its affiliates or employees shall not be in any way responsible for any loss or damage that may arise to any person from any inadvertent error in the information contained in the research report. NBSPL or any of its affiliates or employees do not provide, at any time, any express or implied warranty of any kind, regarding any matter pertaining to this report, including without limitation the implied warranties of merchantability, fitness for a particular purpose, and non-infringement. The recipients of the research report should rely on their own investigations.

This information is subject to change without any prior notice. NBSPL reserves its absolute discretion and right to make or refrain from making modifications and alterations to this statement from time to time. Nevertheless, NBSPL is committed to providing independent and transparent recommendations to its clients, and would be happy to provide information in response to specific client queries.

Before making an investment decision on the basis of research report, the reader needs to consider, with or without the assistance of an adviser, whether the advice is appropriate in light of their particular investment needs, objectives and financial circumstances. There are risks involved in securities trading. The price of securities can and does fluctuate, and an individual security may even become valueless. International investors are reminded of the additional risks inherent in international investments, such as currency fluctuations and international stock market or economic conditions, which may adversely affect the value of the investment. Opinions expressed are subject to change without any notice. Neither the company nor the director or the employees of NBSPL accept any liability whatsoever for any direct, indirect, consequential or other loss arising from any use of the research report and/or further communication in relation to the research report. Here it may be noted that neither NBSPL, nor its directors, employees, agents or representatives shall be liable for any damages whether direct or indirect, incidental, special or consequential including lost revenue or lost profit that may arise from or in connection with the use of the information contained in the research report.

Copyright of this document vests exclusively with NBSPL.

Our reports are also available on our website

Registration granted by SEBI and certification from NISM in no way guarantee performance of NBSPL or provide any assurance of returns to investors.

Nirmal Bang Research (Division of Nirmal Bang Securities Pvt. Ltd.)

B-2, 301/302, Marathon Innova,
Opp. Peninsula Corporate Park
Off. Ganpatrao Kadam Marg
Lower Parel(W), Mumbai-400013
Board No. : 91 22 6723 8000/8001
Fax. : 022 6723 8010